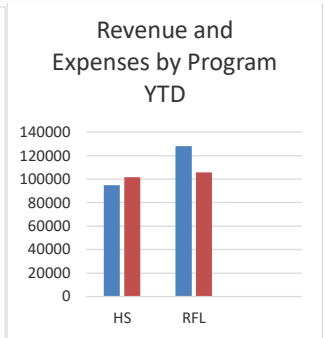
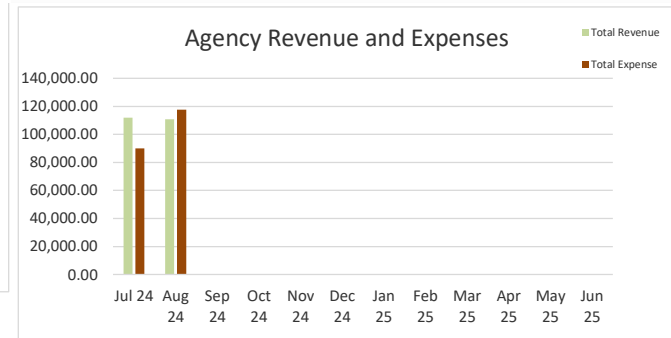
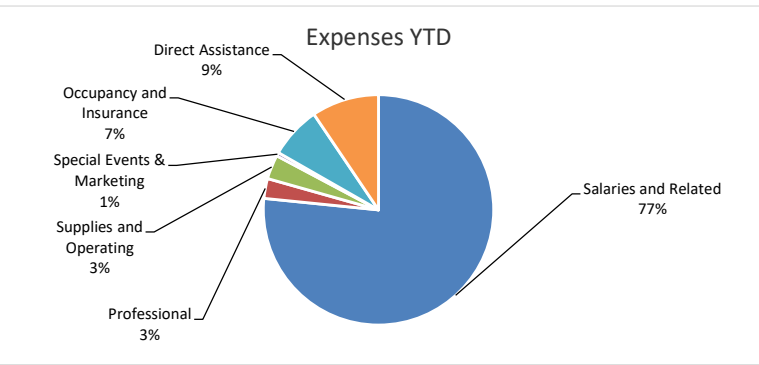
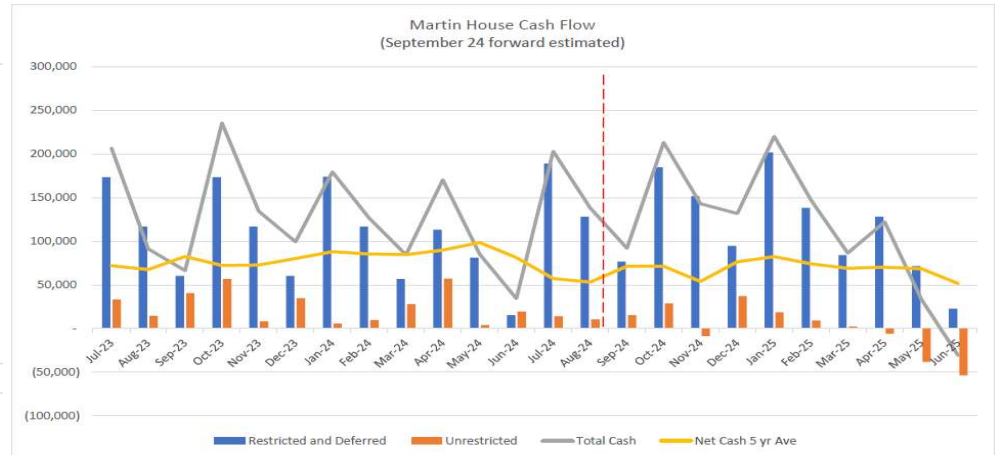
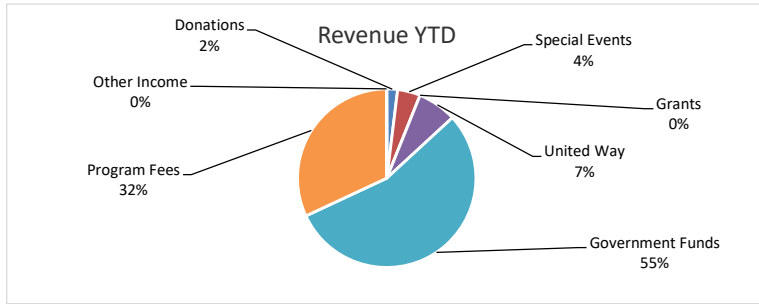


**Martin House Financial Summary Dashboard**  
August 31, 2024

REVENUE & EXPENSES*	8/31/2024	Budget to Date	Annual Budget	Previous YTD
Donations	\$ 4,275	\$ 4,500	\$ 48,200	\$ 9,979
Special Events	\$ 8,800	\$ 6,500	\$ 20,000	\$ 2,851
Grants	\$ -	\$ -	\$ 75,000	\$ 2,000
United Way	\$ 15,223	\$ 15,200	\$ 90,210	\$ 14,943
Government Funds	\$ 117,864	\$ 113,556	\$ 689,144	\$ 114,213
Program Fees	\$ 68,574	\$ 70,200	\$ 430,680	\$ 65,355
Other Income	\$ 122	\$ 200	\$ 7,900	\$ 222
Interest and Dividends	\$ 7,859	\$ 3,050	\$ 15,000	\$ 3,120
Reserves Transferred		\$ -	\$ 64,229	\$ -
<b>TOTAL REVENUE</b>	<b>\$ 222,717</b>	<b>\$ 213,206</b>	<b>\$ 1,440,363</b>	<b>\$ 212,683</b>
Salaries and Related	\$ 158,940	\$ 153,606	\$ 1,118,463	\$ 151,774
Professional	\$ 5,738	\$ 4,920	\$ 48,595	\$ 4,489
Supplies and Operating	\$ 7,068	\$ 7,485	\$ 42,300	\$ 9,087
Special Events & Marketing	\$ 1,055	\$ 2,800	\$ 7,000	\$ 7,063
Occupancy and Insurance	\$ 15,082	\$ 13,557	\$ 98,405	\$ 14,565
Direct Assistance	\$ 19,646	\$ 21,210	\$ 125,600	\$ 26,472
Other	\$ -	\$ -	\$ -	\$ -
<b>TOTAL EXPENSES</b>	<b>\$ 207,529</b>	<b>\$ 203,578</b>	<b>\$ 1,440,363</b>	<b>\$ 213,450</b>
<b>TOTAL NET REVENUE</b>	<b>\$15,188</b>	<b>\$9,628</b>	<b>\$0</b>	<b>(\$767)</b>

DONATIONS	FYE 24	FYE 23	FYE 22	FYE 21	FYE 20	FYE 19
Total Donations	\$ 45,471	\$ 46,183	\$ 102,330	\$ 78,736	\$ 46,253	\$ 59,460
Number of Donations	164	174	218	285	316	292
Number of Donors	134	134	154	210	245	202
Average Donation	\$ 277	\$ 265	\$ 469	\$ 276	\$ 146	\$ 204
FYE 22 includes one time donation of \$36,000						
GRANTS	FYE 24	FYE 23	FYE 22	FYE 21	FYE 20	FYE 19
Awarded	\$ 62,300	\$ 60,050	\$ 66,400	\$ 68,720	\$ 46,959	\$ 55,900
	18	16	20	15	19	16
Average Award	\$ 3,461	\$ 3,753	\$ 3,320	\$ 4,581	\$ 2,472	\$ 3,494

Net Loss/Gain w/o Capitol Grants	FYE 24	FYE 23	FYE 22	FYE 21	FYE 20	FYE 19
Revenue	\$ 1,334,443	\$ 1,321,075	\$ 1,345,099	\$ 1,307,169	\$ 1,290,695	\$ 1,254,057
Expenses	\$ 1,402,201	\$ 1,405,529	\$ 1,271,285	\$ 1,286,231	\$ 1,259,123	\$ 1,229,840
Net Gain/Loss*	(\$67,758)	(\$84,454)	\$73,814	\$20,938	\$31,572	\$24,217
A/P	\$14,704	\$22,739	\$27,555	\$20,801	\$23,334	\$24,528



\*Note: Does not include depreciation or investment unrealized gain/loss